




Abingdon CAR-nival Autosolo

Saturday 9th June 2018

FINAL INSTRUCTIONS



INSTRUCTIONS FOR COMPETITORS AND OFFICIALS

Thank you for your entry in the 8th Abingdon Motorsport CAR-nival Autosolo.

WELCOME MESSAGE

Welcome to the CAR-nival Autosolo, we hope you will enjoy the event and the whole atmosphere of the CAR-nival weekend. Once again we hope to have put together a set of tests which are fun to do and yet provide a good competitive challenge. This year the event is part of the ACSMC, BTRDA & CMSG Solo Championships.

CAMPING — FRI/SAT/SUN

ALL FORMS OF CAMPING ARE PROHIBITED ON THE MAIN RUNWAY - YOU WILL BE MOVED IRRESPECTIVE OF THE TIME OF NIGHT OR MORNING!

Abingdon is an Operational Emergency Airfield and must remain accessible to large aircraft (Hercules / Globemaster etc.) outside the hours of competition. There is adequate space in the officially designated areas – please use it! If using the Quiet Camp area please respect the curfew of 11pm

PRE EVENT FORMALITIES

Signing On, is at the Gazebo (North-West corner of the Solo Paddock). Noise Test and Scrutineering **MUST BE COMPLETED**. Before you will be given your timecards

Signing On is between: 7.15 - 8:55am.

PLEASE NOTE THAT COMPETITION NUMBERS WILL BE HANDED OUT AT SIGNING ON. THEY ARE NOT SELF ADHESIVE SO PLEASE BRING SOME TAPE TO FIX THEM TO YOUR CAR

Drivers Briefing will be at 9:05am by the Solo HQ
PLEASE LEAVE ENOUGH TIME TO COMPLETE THE PRE-EVENT FORMALITIES AND WALK THE FIRST TEST LAYOUT PRIOR TO THE DRIVERS BRIEFING.

CORRECTIONS & CLARIFICATIONS

All passenger's must sign on as well as the driver and must meet the criteria laid out in Section 6 of the main event regulations.

ARRIVAL

Dalton Barracks is located to the West of Abingdon, adjacent to the A34 and should be accessed via the 'Marcham Interchange' following 'CAR-nival' arrows to the venue.

PLEASE NOTE THAT ACCESS VIA THE SOUTHERN AIRFIELD GATE A IS BEFORE 8AM ONLY.

Thereafter, the access route will be via Abingdon Town and the Honeybottom Lane Gate B to the North of the venue - Follow CAR-nival Arrows. (See attached map).
NO ACCESS VIA COTHILL

A small programme charge may be levied to non-competitive vehicles, spectators and visitors. (After 8am). From the Southern Gate the route to the Paddock will then be via the Main Runway, then right on to cross runway. See Map.

From the Northern Gate turn left, go past the Beer Tent, via the Stage Service Area, then along the grass track next to the fence. See map..

PLEASE REPORT TO NOISE & SCRUTINEERING (SEE MAP) AS SOON AS POSSIBLE AS THERE MAY BE A QUEUE; SO DON'T DELAY. AS SOON AS YOU HAVE YOUR PASS TICKET REPORT TO THE SOLO HQ AND EXCHANGE IT FOR YOUR TIMECARDS.

On no account must entry be attempted via the Main Barracks through the Camp Security Gate.

Please drive quietly and courteously through the surrounding area as we rely on the support of the local population for the continued use of the venue.

Remember, over 400 Competitors and Marshals cars will be traveling along these routes early in the morning and it will only take one indiscretion to upset the natives and lose the venue. Non-competitive parking is shown on the map, please use it.

VISITORS AND GUESTS MUST NOT PARK IN THE PADDOCKS.

GENERAL INFORMATION

1. Permits for the event are:
MSA permit No. 107237 National 'B'
MSA permit No. 107238 Clubman's
2. There will be more instructions handed out on the day regarding how we shall operate the marshalling, but for now these instructions should give all you need to know to enable you to turn up ready for the event. Please take time to read them so that you don't forget to bring something important on the day.
3. There is **NO practising allowed**. So please drive at 5 mph in the paddock and other areas of the venue. Keep your speed for the competition on the test track.
4. As the competitive mileage will be approximately 4 miles we do not envisage you needing to refuel on the day, so please come with enough fuel to complete the event and get to the nearest Petrol Station to fill up for the journey home. There is 24 x 7 Filling Station at Abingdon which is within 3 miles of the venue.
5. We must keep the site as tidy as we can so please either put your rubbish in one of the rubbish bags available by the Solo HQ or take it home for safe disposal. The landowner will appreciate your help in keeping the area litter free.
6. Competitors will abide by instructions given by authorised Officials of the event relating to any actions affecting running of the event and most importantly Health & Safety.

THE TESTS

1. There will be one test area, which will have a change of cones during the day to enable us to create 4 different test layouts.
2. Drivers will be split into three groups and each group will take turns to act as course marshals for the other groups, on a rotating basis.
3. You will be given three runs at each test with the fastest two runs to count towards the results.
4. In their respective groups drivers will complete three runs at each course, before a change of marshals takes place.
5. The route to follow for each test will be given to you in a diagram handed out at signing on, but markers will be laid out on the route to indicate which side you should pass a cone. More will be explained in the hand outs on the day and at the Drivers briefing.
6. All tests will be forwards only with a flying finish before a final stop astride line where you must stop to collect your marked time card.
7. There will be approximately 15 minutes between each new layout to allow you to walk the routes. To help get things underway quickly, please see you allow time in your preparations to get the first 15 mins walk done before the drivers meeting.

TEST TIMING

- ◆ Timing will be by hand held digital stop watch and will start as soon as your front wheels cross the Start line and finish when the front wheels cross the flying finish line.
- ◆ The Start/Timing Marshall will hand your card back at the Final Finish Line of each run. Do not drive away from the Start/Timing Marshal until you have your card .
- ◆ When a time card is complete, after three runs at the same test, it is the competitor's responsibility to see that they hand in the completed time card to the Results Timekeeper/s at the Results Desk; you will be told where this is on the day.

STARTING THE TESTS

Each group will go to the start line as per the instructions given at the Drivers briefing. Competitors will hand their time card to the Start/Timing Marshal and wait to be told to start. You will not start the test until instructed to do so by the Start Marshall. He/She will start you when ready. Cars will start at approximately 30 second intervals and two cars may be on the course at any one time.

PENALTIES

Every second (and fraction) taken to complete the test	1 second & fraction
Failing to cross or stop at any line or specified position as required in a test (per mistake)	10 seconds for each occurrence.
Striking any barrier, wall, pylon, or marker cone Or crossing the boundary of a test (per mistake)	5 seconds for each occurrence.
Wrong Test (Failure to follow correct route), Not completing a test, or making a false start.	20 seconds plus the time of the fastest person, within your Class, to complete the test correctly.
Not attempting or being ready to attempt a test when instructed to do so	20 seconds
Maximum – More than 20 seconds slower than fastest in the class	20 seconds + time of fastest in the class

REMINDERS, VEHICLE PAPERWORK, ETC..

Competing cars in an Autosolo must be driven to the event, as per the MSA Yearbook. Please ensure the car meets this requirement and that you bring all the following documents:

- ◆ Proof of Road Tax, MOT certificate (*if the car is more than 3 years old*) and Insurance
- ◆ Your current membership card to one of the invited clubs (If recently joined; cards for new Dolphin members will be in your paperwork handed out at signing on.)
- ◆ Your Competition Licence either Clubmans or Nat B (as required for Nat B side of the event)

PROGRAMME OF EVENT

- ◆ Scrutineering and Signing on opens 07:15am and closes at 8:55am.
- ◆ Any Competitor not signed on by 08:55am, may be excluded
- ◆ The first test will be ready to walk by 07:15am.
- ◆ Drivers Meeting 09:05am.
- ◆ The first car will start at approx 09:15am.
- ◆ Lunch break (approx 50 mins) will be round about 12:40pm.

EVENT OFFICIALS

Clerk of the Course:	Mark Nicoll
Secretary of the meeting:	Paul Hardy
Chief Timekeeper/Marshal:	Bob Muttram
Entry Secretary:	Bob Muttram
Results Officer:	Paul Hardy
Chief Scrutineer	Derek Looker
Club Steward:	Mike Hall

CAR - PREPARATION

Your car should not need too much special preparation, beyond basic safety checks, removing loose objects in the car or boot, ensuring the battery is secure, that both battery terminals are insulated from potential contact with the bodywork and that the earth lead is clearly identified (if it isn't please mark it with yellow tape). Not that many modern cars have them but if they do please ensure any hubs caps or other trim that may be able to fly off are removed for the duration of the tests. If the conditions are dry you may find an extra 5 to 8 psi of tyre pressure will reduce tyre flexing and sharpen up the steering response.

TYRE WEAR & FUEL

You only need enough fuel for doing approximately 5 miles on the course, so rather than have a full tank of petrol which might slop out if over full, and give you a weight disadvantage, aim to come with about half a tank. Well at least enough to get you round without fuel surge causing fuel starvation. There is a 24 x7 Filling station within 3 miles of the venue where you can top up for the journey home.

The surface of the venue is tarmac and a little bit of concrete. Obviously, when doing any sort of motor sport tyre wear can and will happen to a lesser or greater degree depending on type of car, the weather or driving style. Therefore, turning up with nearly bald tyres is not a good idea, especially if two people are sharing the car. The driven wheels usually take the most out of a tyre, more so on front wheel drive. Check your tyres to see how much tread they have and if nearly bald consider replacing them or bringing a couple of spare wheels to change to and run on the event or to keep you road legal for the journey home.

FACILITIES

There is catering on site near the Sprint course paddock, we will allow enough time at the lunch break for you to be able to visit them. However, as they are away from the Solo area please bring some drink and food just in case you get peckish before lunch time. There will be Portaloos on site so you won't have to stay cross legged all day. We hope the gods will be kind and give us a dry day, but if the weather is going to be wet please see you bring some suitable attire, especially for when it is your turn to marshal. Those of you who have been to Abingdon before will know the rain can come in fast and sideways. But if the day is fine, as it is an open airfield there is no shelter from the sun therefore without too much teaching Granny how to suck eggs do not forget to pack the sun tan cream.

From approx. 3pm Saturday there is a Bar in the main Marquee and a Hog Roast in the evening at around 4-5 pm.

RESULTS & AWARDS

We shall display results at various stages throughout the day and the provisional results will be published at the end of the event. You will have a 30 minute protest period from the moment the provisional results are displayed. A final results score chart will be sent to you within two weeks of the end of the event.

After the results are made final; The awards presentation will hopefully take place in the main Marque around about 5:15pm. But if we end up running late, the awards may be handed out by the Solo HQ. Following the awards you can stay on for a drink, have food at the Hog Roast and watch some of the TV & sport videos that will be shown in the bar; Later in the evening at 9:30pm there will a free cabaret of professional Club Comedian/s for your entertainment in the Beer Tent and a BBQ.

INFORMATION FOR SPECTATORS

Spectators are welcome, entering via Honeybottom Lane Gate ONLY the Car Park is near the Honeybottom Late Gate, see Map C attached.

There is a specific Spectator Area for the Sprint permitted at the Chicane on the Abingdon Course. Please access by foot as important cables cross the route.

For the Autosolo Spectators are allowed to view from the Paddock end of the tests, but they must not go down the sides of the test beyond any signs that state No Spectators or Prohibited Area.

Spectators for the Autosolo must walk in from the Car Park, passed the Stage Service area/ Marquee and walk down the grass track next to the fence as per the route marked in Red on Map C.

Hot and Cold Refreshments will be available as well as toilets. Please keep all dogs on leads and children under control at all times

SECURITY

Please note that due to the recent Terrorist activity there is a heightened level of security at the camp. As a result **YOU ARE REMINDED THAT MILITARY LOCATIONS ARE ON HIGH ALERT!** And you must stay within purely within the areas that have been allowed for the event. All other areas are prohibited and anyone found outside of the Sprint, Autosolo, Camping and BAR Marquee area will be deemed as potential threats. On no account must anyone other than authorised personnel go behind the Wire Fencing or other areas of the Army Camp. This could not just get you excluded from the event, it could end up with you being apprehended and the whole Motorsport weekend being cancelled.

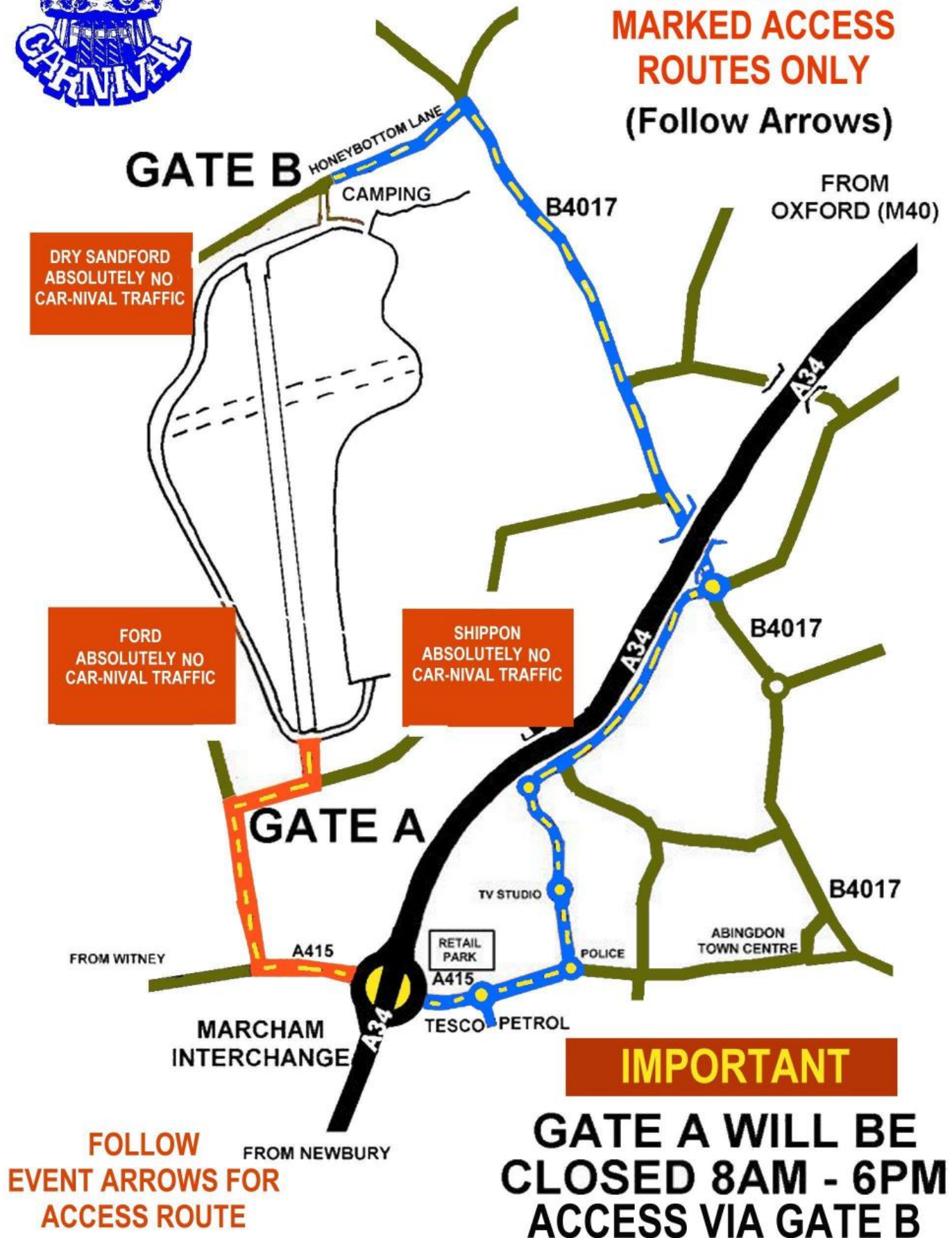
Additionally, you are requested to **keep photography confined to the test area only** and no photographs should be taken that include anything of the camp buildings and secure areas. The posting or publication on the internet of any footage recorded within the confines of Dalton Barracks may be considered as a breach of these conditions and of the Official Secrets Act applying to these locations. Appropriate action may be taken by the relevant authorities (as has been done in the past).

MAP A

**COMPETITORS SHOULD ENTER VIA GATE A BEFORE 8:00 AM SAT
(INCLUDING ALL DAY FRIDAY)**



**PLEASE USE
MARKED ACCESS
ROUTES ONLY
(Follow Arrows)**



MAP B

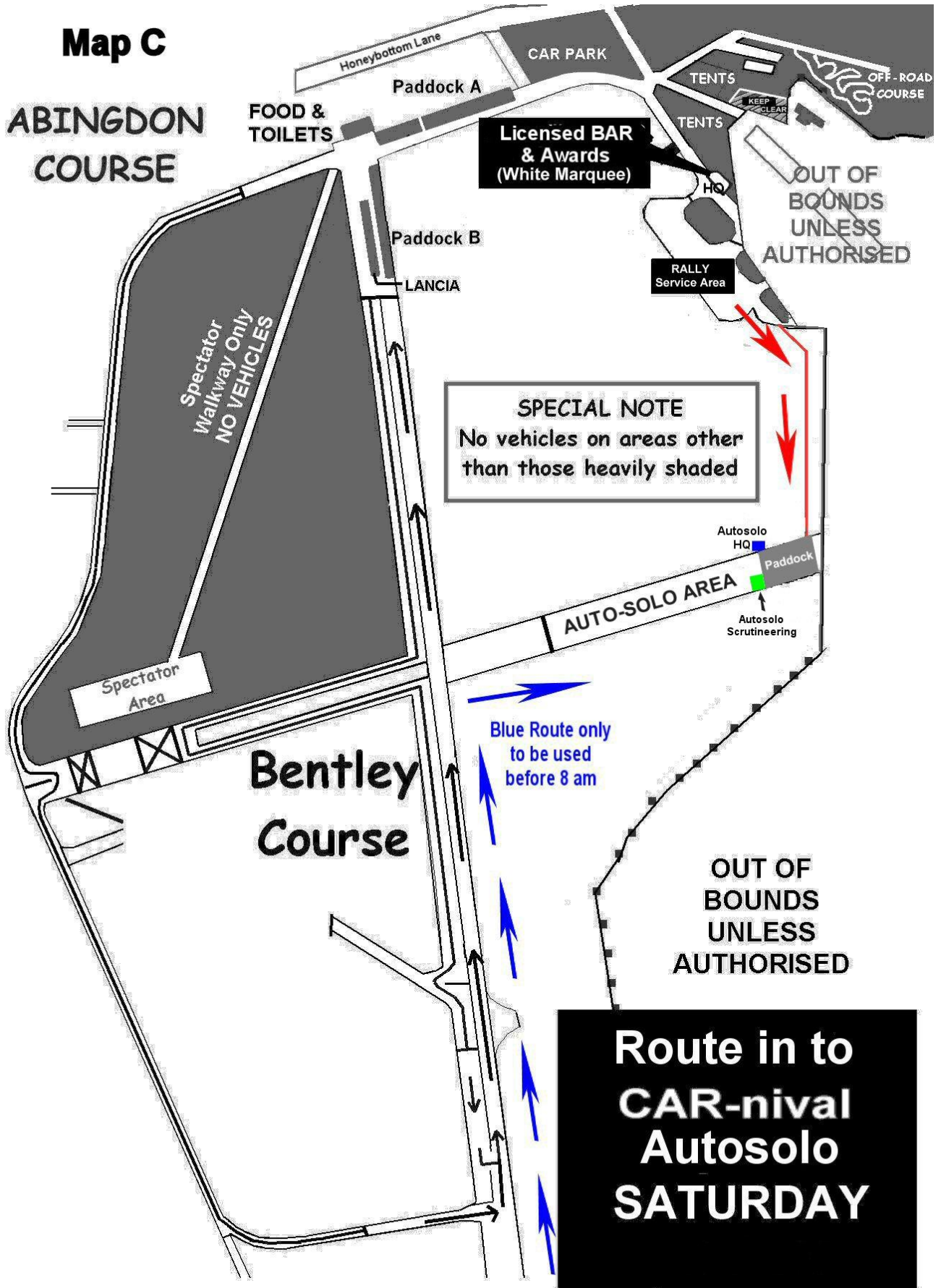
ABINGDON MOTORSPORT CARNIVAL LOCATION



Dalton Barracks

Map C

ABINGDON COURSE



MAP 'D'

Route to follow in to Autosolo if arriving after 8am, when bottom gates to the site are closed.

Go pass the Tents area, turn right, by Main Event HQ, then through Rally Service area and follow track close to fence as route shown by Red Arrows on the map.

"Take care through Service Area as there will be rally cars unloading and maybe getting their scrutineering done."

